










Residential Telephone Line Tone Descriptions

A series of tone sounds is built in to let you know if the desired function is in operation. Understanding of each tone will allow you to use the features more effectively. Below is an at-a-glance table for your easy reference.

| Tone | Tone Description | Tone Pattern |
|---------------------|---|---|
| Dialing | A continuous tone to indicate the phone is ready for dialing. |  |
| Recall Dialing | A tone with short pauses to indicate numbers are required to be entered after pressing the access code or the "Flash" button. |  |
| Connecting | Two short tones to indicate connection is being established. |  |
| Busy | A series of short tones to indicate the called party is being engaged. |  |
| Confirmation | A short and long rhythmic tone to indicate the desired feature is successfully set up. |  |
| Unobtainable Number | A continuous high frequency tone to indicate the called number is incorrect. |  |
| Special Dialing | A tone with short pauses to indicate some features (e.g. Call Forwarding, Do-Not-Disturb, etc) have been activated. |  |
| Holding | A series of tones with pauses or music to indicate the caller is put on hold. |  |
| Call Waiting | Tone bursts with a long silent period to indicate an incoming call while you are engaged with another party. |  |